

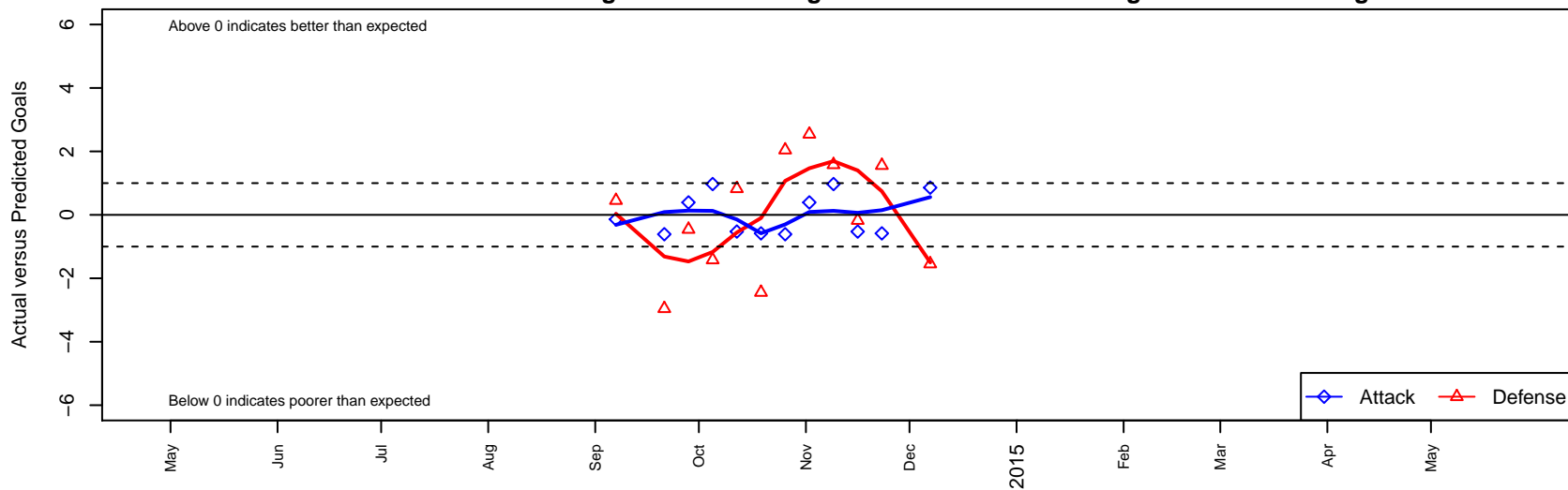
SCORE Eagles B96

Soccer Club of Renton East
 Newcastle, WA
 B96 total strength=1414
 attack=9.79 defense=7.2
 fall league = NPSL B18D2
 notes= SSC Eagles 96

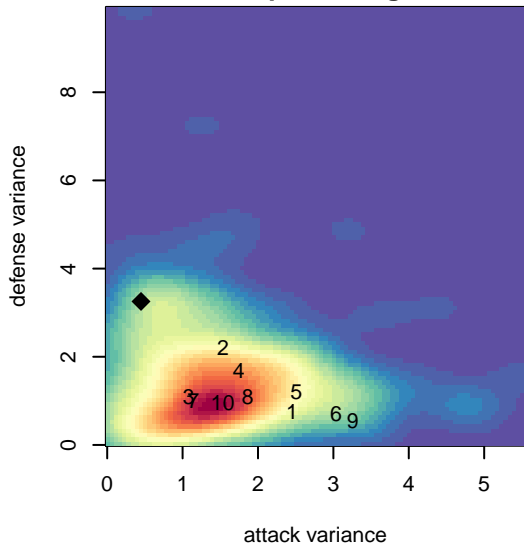
alt names used:
 Eagles 96

Venues played:
 2014 NPSL B18D2

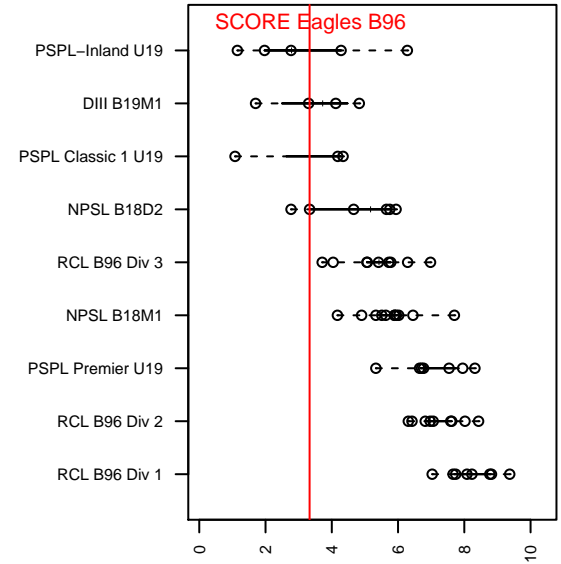
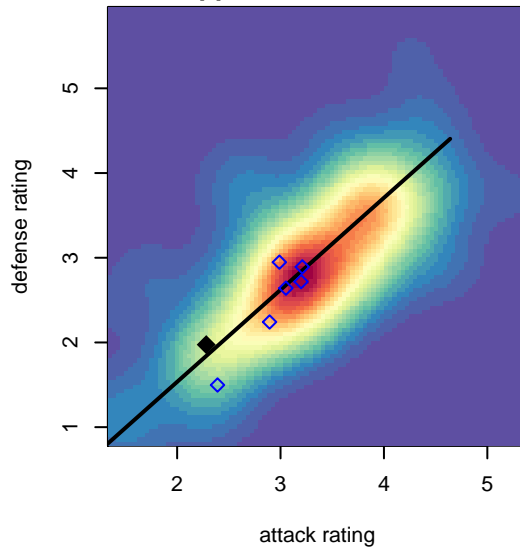
SCORE Eagles B96
 Dots are actual minus expected GF (blue circles) and GA (red triangles).
 Blue line is smoothed change in attack strength. Red is smoothed change in defense strength.



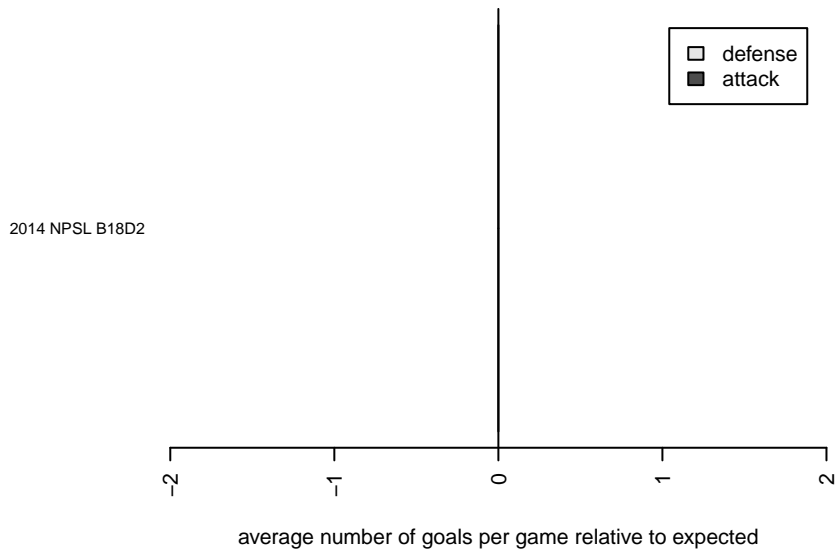
**attack and defense variance (black dot)
relative to other teams
and top 10 in region**



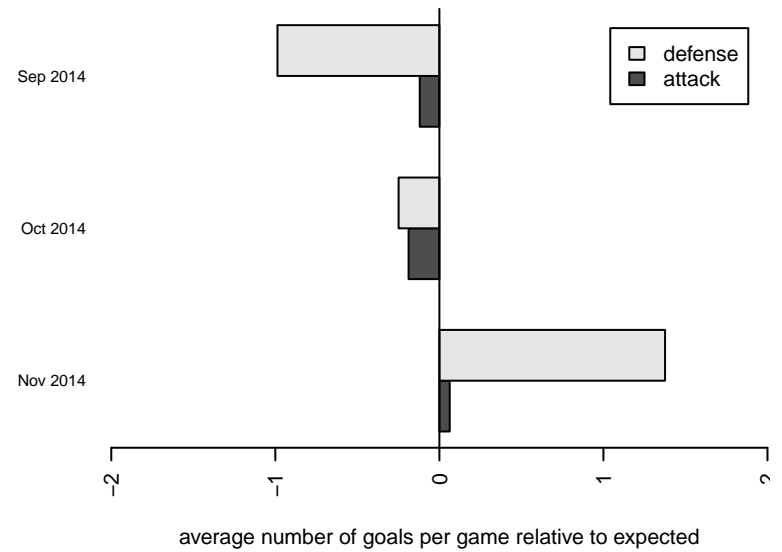
**attack and defense rating
relative to others at age
and all opponents in last 13 months**



Performance relative to 13 month average



Performance relative to 13 month average



date	home		away		venue	pred.home	pred.away
2014-12-07	SCORE Eagles B96	3	Tracyton B96	3	2014 NPSL B18D2	2.14	1.45
2014-11-23	SCORE Eagles B96	0	Mukilteo Altrec FC B96	2	2014 NPSL B18D2	0.58	3.56
2014-11-16	Crossfire Select Barnes B96	3	SCORE Eagles B96	0	2014 NPSL B18D2	2.83	0.53
2014-11-09	FC Real Pacific B96	1	SCORE Eagles B96	2	2014 NPSL B18D2	2.58	1.03
2014-11-02	SCORE Eagles B96	1	WS Jets B97	1	2014 NPSL B18D2	0.61	3.54
2014-10-26	MVP Rapids White B96	1	SCORE Eagles B96	0	2014 NPSL B18D2	3.04	0.61
2014-10-19	Mukilteo Altrec FC B96	6	SCORE Eagles B96	0	2014 NPSL B18D2	3.56	0.58
2014-10-12	SCORE Eagles B96	0	Crossfire Select Barnes B96	2	2014 NPSL B18D2	0.53	2.83
2014-10-05	SCORE Eagles B96	2	FC Real Pacific B96	4	2014 NPSL B18D2	1.03	2.58
2014-09-28	WS Jets B97	4	SCORE Eagles B96	1	2014 NPSL B18D2	3.54	0.61
2014-09-21	SCORE Eagles B96	0	MVP Rapids White B96	6	2014 NPSL B18D2	0.61	3.04
2014-09-07	Tracyton B96	1	SCORE Eagles B96	2	2014 NPSL B18D2	1.45	2.14